



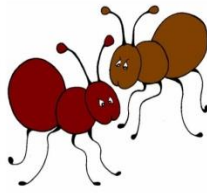


















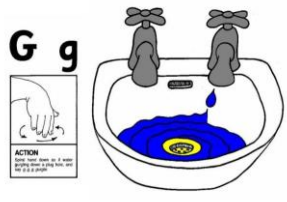





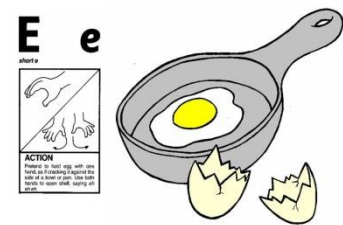







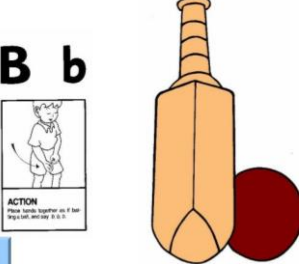





















Letter sound and Jolly Phonics action	Letter formation	Air-write phrase
<p>S s</p>  <p><small>ACTION</small> Trace the S shape, moving 1 finger slowly down.</p> 		<p>Slither down the snake.</p>
<p>A a</p>  <p><small>ACTION</small> Trace the A shape, moving 1 finger around the apple and down the leaf.</p> 		<p>Around the apple and down the leaf.</p>
<p>T t</p>  <p><small>ACTION</small> Trace the T shape, moving 1 finger down the tower, across the tower.</p> 		<p>Down the tower, across the tower.</p>
<p>P p</p>  <p><small>ACTION</small> Trace the P shape, moving 1 finger down the pirates plait and around his face.</p> 		<p>Down the pirates plait and around his face.</p>
<p>I i</p>  <p><small>ACTION</small> Trace the I shape, moving 1 finger down the body and dot for the head.</p> 		<p>Down the body and dot for the head.</p>
<p>N n</p>  <p><small>ACTION</small> Trace the N shape, moving 1 finger down Nobby and over his net.</p> 		<p>Down Nobby and over his net.</p>
<p>Mm</p>  <p><small>ACTION</small> Trace the M shape, moving 1 finger down Maisie, mountain, mountain.</p> 		<p>Down Maisie, mountain, mountain.</p>

<p>D d</p>  <p><small>ACTION</small> Place the left hand on the top of the drum. Hold the drumsticks in the right hand. Tap the drum.</p>		<p>Around the dinosaurs bottom, up his tall neck and down to his toes.</p>
<p>G g</p>  <p><small>ACTION</small> Place the left hand on the side of the sink. Turn the water on. Wash your hands.</p>		<p>Around the girls face, down her hair and give her a curl.</p>
<p>O o</p>  <p><small>ACTION</small> Place the right hand on the switch. Turn the switch on.</p>		<p>All around the orange.</p>
<p>C c K k</p>  <p><small>ACTION</small> Place the right hand on the kangaroo's body. Trace the letter 'C' around the kangaroo's body.</p>		<p>Curl around the caterpillar.</p>
<p>E e</p>  <p><small>ACTION</small> Place the right hand on the frying pan. Turn the heat on. Cook the egg.</p>		<p>Lift off the top and scoop out the egg.</p>
<p>U u</p>  <p><small>ACTION</small> Place the right hand on the umbrella. Draw the puddle.</p>		<p>Down and under, up to the top and draw the puddle.</p>

<p>R r</p>  <p>ACTION Place one hand on top of the other, with the thumb pointing up. Curl the hand over the thumb.</p>		<p>Down the robots back and curl over his arm.</p>
<p>H h</p>  <p>ACTION Put one hand on top of the other, with the thumb pointing up. Curl the hand over the thumb.</p>		<p>Down the head, to his hooves and over his back.</p>
<p>B b</p>  <p>ACTION Place one hand on top of the other, with the thumb pointing up. Curl the hand over the thumb.</p>		<p>Down the laces to the heel and around the toe.</p>
<p>F f</p>  <p>ACTION Place one hand on top of the other, with the thumb pointing up. Curl the hand over the thumb.</p>		<p>Down the stem and draw the leaves.</p>
<p>L l</p>  <p>ACTION Place one hand on top of the other, with the thumb pointing up. Curl the hand over the thumb.</p>		<p>Down the long leg.</p>
<p>J j</p>  <p>ACTION Place one hand on top of the other, with the thumb pointing up. Curl the hand over the thumb.</p>		<p>Down his body, curl, dot for his head.</p>

<p>V v</p>  <p>ACTION Placed to be driving along in a zig-zag motion.</p>		<p>Down a wing, up a wing.</p>
<p>Ww</p>  <p>ACTION Down with arms bent like the elephant's ears and up.</p>		<p>Down, up, down, up.</p>
<p>X x</p>  <p>ACTION Placed to look on with arms in 'X' position, tapping the feet.</p>		<p>Down the arm and leg, repeat the other side.</p>
<p>Y y</p>  <p>ACTION Placed to look up and down, then in a zig-zag motion, tapping the feet.</p>		<p>Down a horn, up a horn and under head.</p>
<p>Z z</p>  <p>ACTION Placed to look up and down, then in a zig-zag motion, tapping the feet.</p>		<p>Zig-zag-zig.</p>
<p>QU qu</p>  <p>ACTION Placed to look up and down, then in a zig-zag motion, tapping the feet.</p>		<p>Round her head, up past her earring, down her hair, and flick.</p>